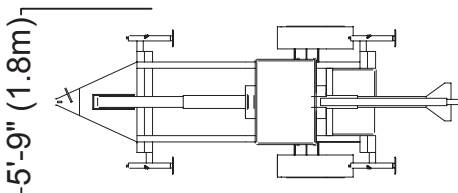
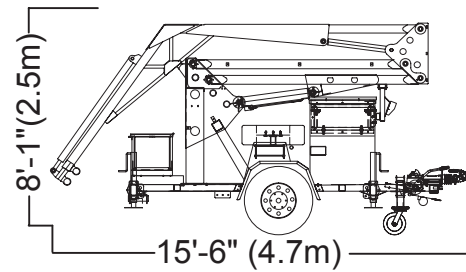
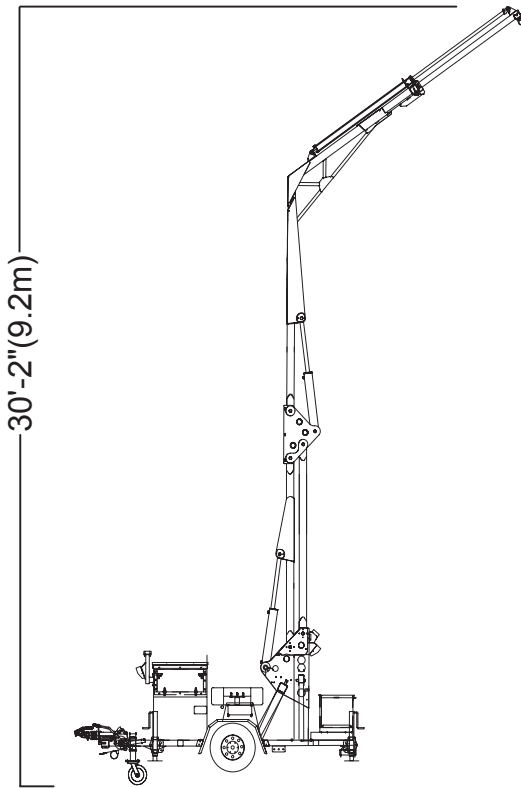


X1240



Safety Standards	
OSHA Fall Arrest Standards	
Applicable fall arrest standards set forth in ANSI Z359.6	
General	
Max. Working Height	30' (9.1m)
Min. Working Height	2' (.6m)
Max. Folded Height	8'-1" (2.4m)
Frame Width	5'-9" (1.7m)
Max. Arm Reach Out	4'-5.5" (1.5m)
Overall Length	15'-6" (4.7m)
Total Weight	5900 lbs (2676 kg)
Max. Anchor Point capacity	310 lbs.
Max. Allowable Users	2
Towing	
Max. Towing Speed	Posted Highway Speed
Axle	7000 lbs. Torsion Axle w/Electric Brakes
Tires	225/70/R15 Radials
Receiver	2-5/16" Ball
Trailer Plug Wiring	7-Pole Blade Style lead
Operation	
Actuating Method	Electric Powered Hydraulic system
Controls	Remote (15 ft. cord length)
Power Source	12 volt Battery (210 Amp hour rating) w/30A Fuse & Battery Guage
Charging System	110 Volt quick Smart Charger with Cord
Outtrigger System	Four (4) Manually Adjustable Jacks
Hydraulics	
Fluid Type	Mobil DT10 Excel 22
Fluid Capacity	12.5 Gallons

*SRLs not included.