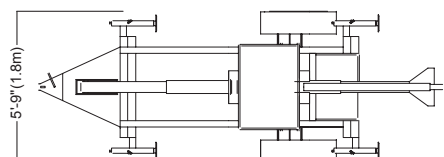
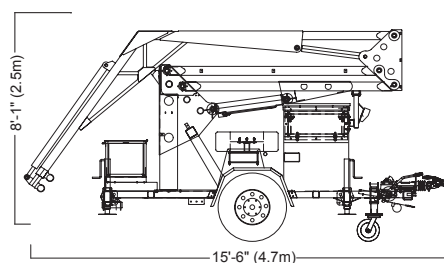
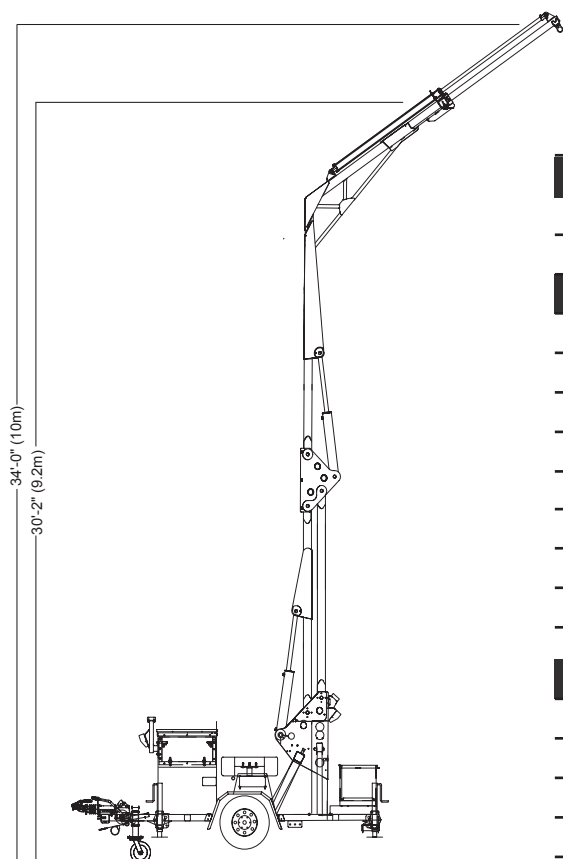


# X1260



### Safety Standards

OSHA Fall Arrest Standards

Applicable Fall Arrest Standards set forth in ANSI Z359.6

### General

Max. Working Height	34' (10.4m) with Mast Fully Extended
Min. Working Height	2' (.6m)
Max. Folded Height	8'-1" (2.6m)
Frame Width	5'-9" (1.7m)
Max. Arm Reach Out	9'-9.5" (3m)
Overall Length	15'-6" (4.7m)
Max. Anchor Point capacity	310 lbs
Max. Allowable Users	5
Weight	5940 lbs (2694 kg)

### Towing

Max. Towing Speed	Posted Highway Speed
Axle	7000 lbs. Torsion Axle w/Electric Brakes
Tires	225/70/R15 Radials
Receiver	2-5/16" Ball
Trailer Plug Wiring	7-Pole Blade Style lead

### Operation

Actuating Method	Electric Powered Hydraulic system
Controls	Remote (15 ft. cord length)
Power Source	12 volt Battery (210 Amp hour rating) w/30A Fuse & Battery Gauge
Charging System	110 Volt quick Smart Charger with Cord
Outrigger System	Four (4) Manually Adjustable Jacks

### Hydraulics

Fluid Type	Mobil DT10 Excel 22
Fluid Capacity	12.5 Gallons

\*SRLs not included.